
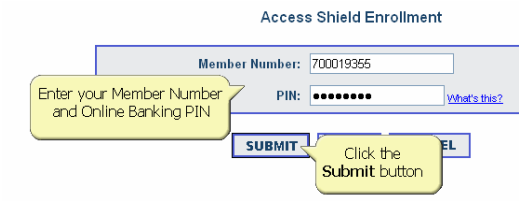
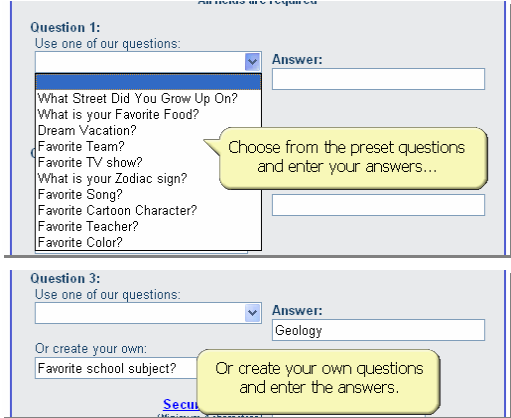




AccessShield Enrollment Cheat Sheet

<p>Step 1</p>	<p>Click Enroll in Access Shield on our homepage</p>	
<p>Step 2</p>	<p>Enter your Member Number and Online Banking PIN</p>	
<p>Step 3</p>	<p>Enter three Security Questions and answers</p> <p>These can be chosen from a preset list, or you can create your own unique question(s).</p>	
<p>Step 4</p>	<p>Create a Security Image to be displayed when logging in using Access Shield.</p> <p>Do not use your Online Banking PIN/Password</p>	
<p>Step 5</p>	<p>Create a User Name (optional) and then click Submit</p> <p>User Name must be entered exactly as created (case sensitive)</p>	
<p>Step 6</p>	<p>Start using Online Banking as usual.</p> <p>You may need to close and re-open your browser to continue.</p>	